

## Cargo

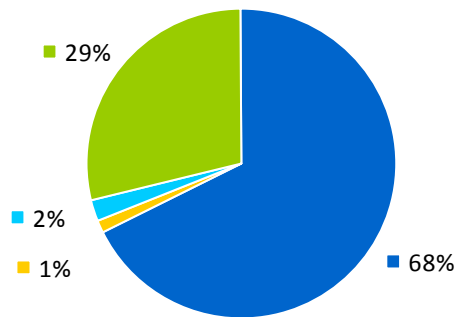
### Cargo Volume (Metric Tonnes)

\*Figures include HPA & non-HPA facilities.

Total: 9,646,413 MT

#### By Type:

■ Bulk Cargo	6,523,019 MT
■ Break Bulk Cargo	110,120 MT
■ Roll-on / Roll-off Cargo	236,428 MT
■ Containerized Cargo	2,776,846 MT



### Containerized Cargo (TEUs)

\*Figures include HPA facilities only.

Import:	157,031 TEUs
Export:	187,780 TEUs
Total:	344,811 TEUs

### Containerized Cargo (Metric Tonnes)

\*Figures include HPA facilities only.

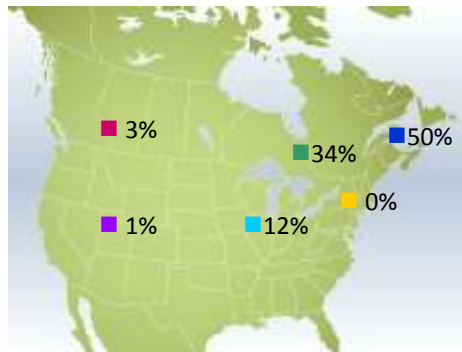
Import:	975,361 MT
Export:	1,801,485 MT
Total:	2,776,846 MT

### World Origin & Destination (Containerized Cargo)



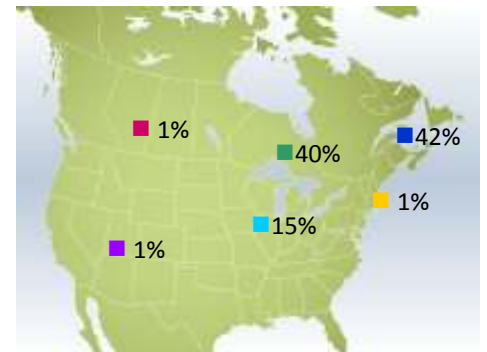
■ Europe	38%
■ Asia	46%
■ The Americas	14%
■ Other	2%

### North American Origin (Containerized Cargo)



■ Atlantic Canada	50%
■ Central Canada	34%
■ Midwest USA	12%
■ Western Canada	3%
■ Other USA	1%
■ Northeast USA	0%

### North American Destination (Containerized Cargo)



■ Atlantic Canada	42%
■ Central Canada	40%
■ Midwest USA	15%
■ Other USA	1%
■ Northeast USA	1%
■ Western Canada	1%

### Top 5 Containerized Imports:

1. Manufactured Goods
2. Clothing and Textile
3. Beverages - Alcoholic
4. Rubber
5. Automobile Parts

### Top 5 Containerized Exports:

1. Woodpulp
2. Manufactured Goods
3. Newsprint and Paper
4. Seafood
5. Metal Products

## Cruise

Cruise Ships: 118

Cruise Passengers: 227,797